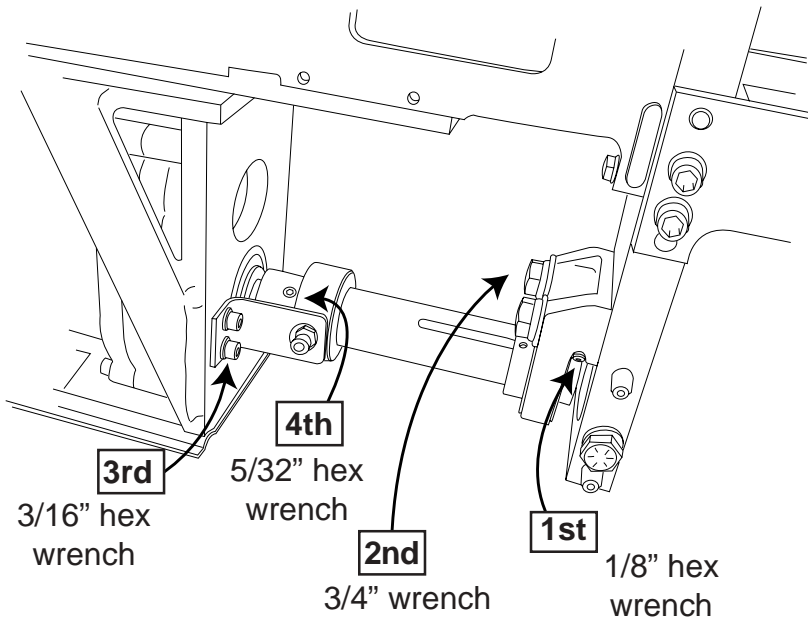


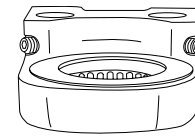
Instructions for Arbor Retrofit Kit for 10927A Gas Drill

1 Remove screws and bolts holding arbor in.

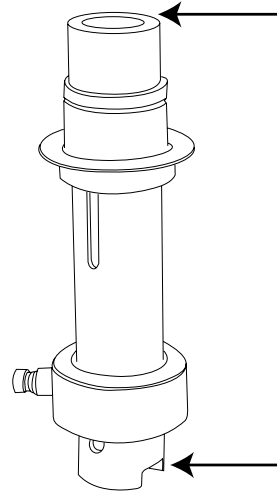


3

Remove snap ring and front support bracket from old arbor.



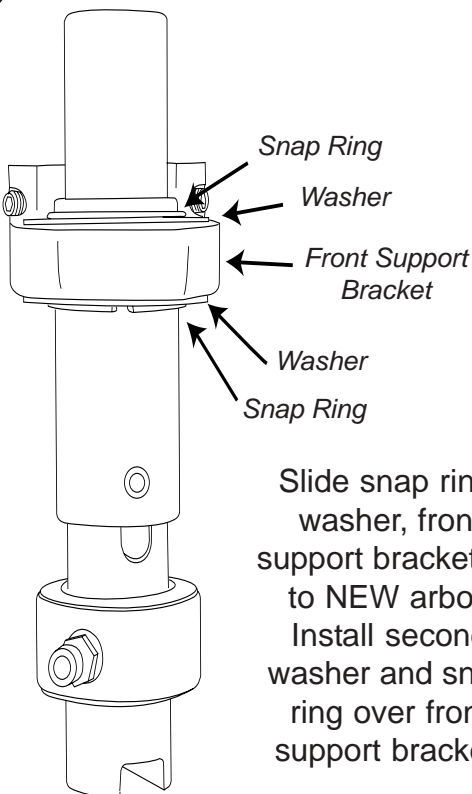
Discard old arbor



2 Slide arbor off output shaft.

Please Call Technical Support if you need any help 866-245-3745

4



Slide snap ring, washer, front support bracket on to NEW arbor. Install second washer and snap ring over front support bracket.

5

Slide NEW arbor on output shaft and retighten all screws and bolts in reverse order of step #1. Now enjoy the benefits of the Twister™ Bits.

